



# SEATTLE METRO

2017 year in review

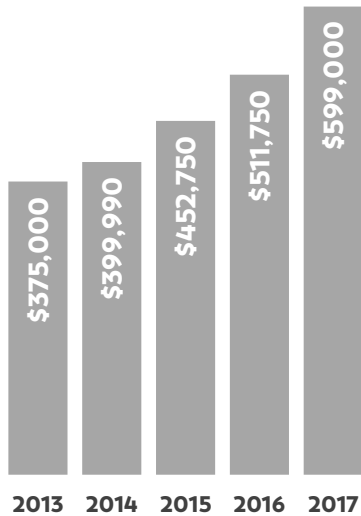
PUBLISHED JANUARY 2018  
an annual report on single family  
residential real estate activity



# 2017 SEATTLE METRO *year in review*

## WEST SEATTLE

median price



five year trend



**59.7%**

price per square foot

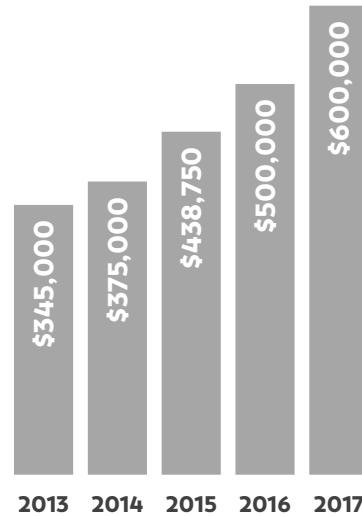
**\$349**

number sold

**1,761**

## SOUTH SEATTLE

median price



five year trend



**73.9%**

price per square foot

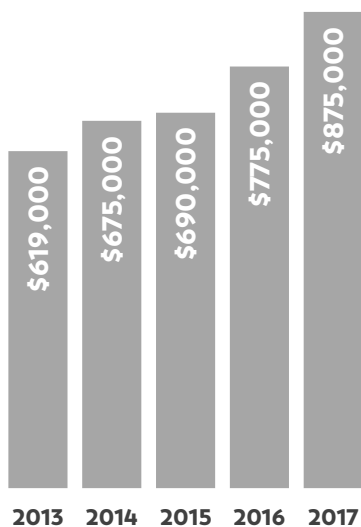
**\$338**

number sold

**1,242**

## MADISON PARK & CAPITOL HILL

median price



five year trend



**41.4%**

price per square foot

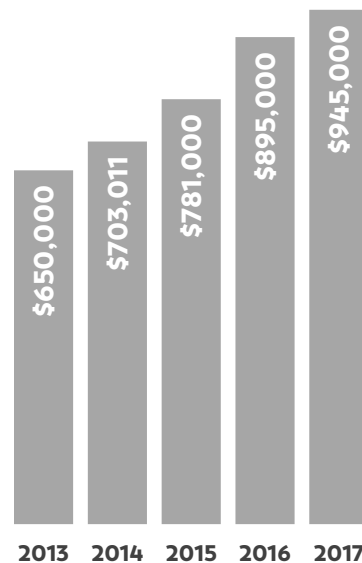
**\$493**

number sold

**928**

## QUEEN ANNE & MAGNOLIA

median price



five year trend



**45.4%**

price per square foot

**\$479**

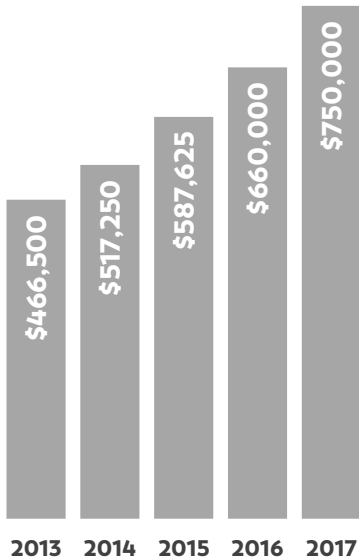
number sold

**771**

# 2017 SEATTLE METRO *year in review*

## BALLARD & GREENLAKE

median price



five year trend



**60.8%**

price per square foot

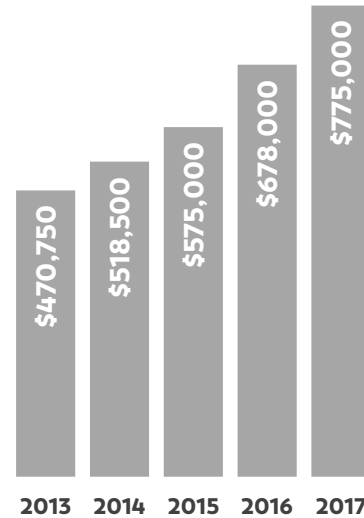
**\$427**

number sold

**2,119**

## NORTH SEATTLE

median price



five year trend



**64.6%**

price per square foot

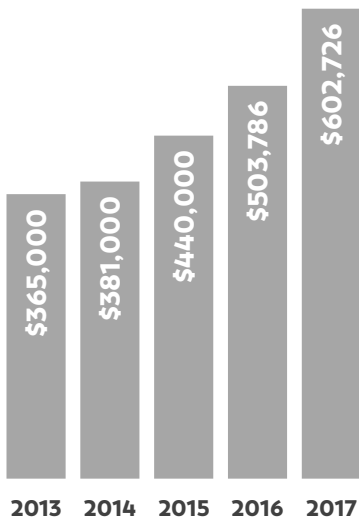
**\$411**

number sold

**1,183**

## RICHMOND BEACH & SHORELINE

median price



five year trend



**65.1%**

price per square foot

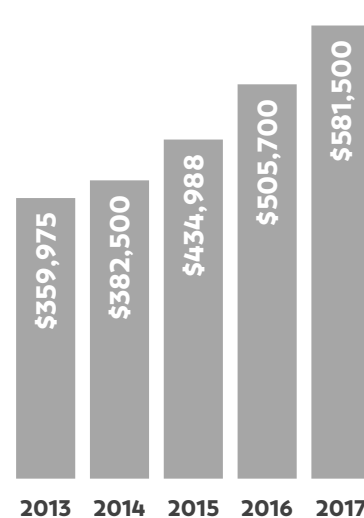
**\$320**

number sold

**430**

## LAKE FOREST PARK & KENMORE

median price



five year trend



**61.5%**

price per square foot

**\$308**

number sold

**524**

# WAIT THERE'S MORE! HOMES & STATS ONLINE



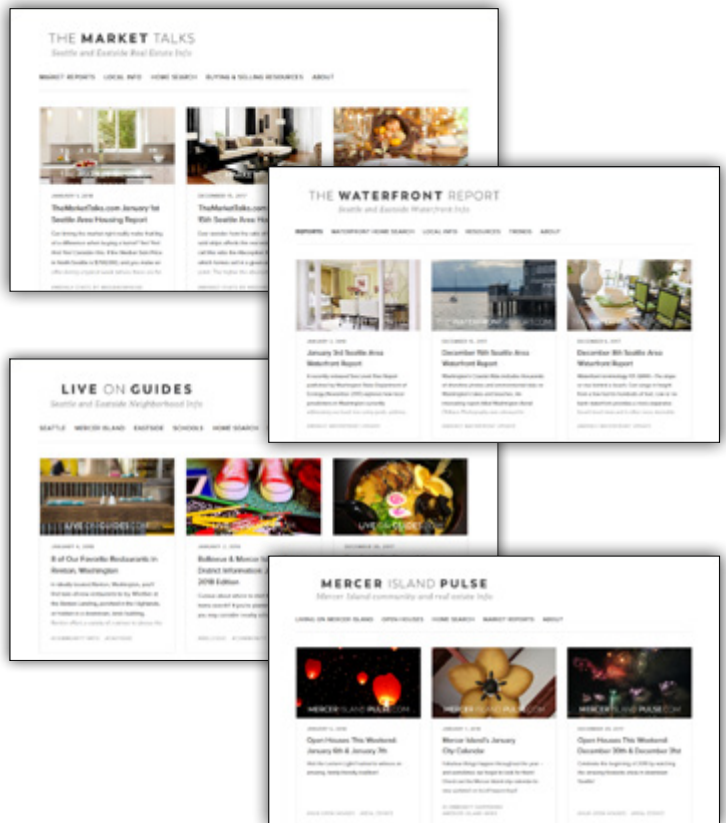
While having a historical perspective like this review is valuable, you may be looking for real-time information on today's real estate market. If so, your search is over!

We publish weekly reports to **TheMarketTalks.com**, providing a summary analysis of what's happening in 16 different micro-markets, including Seattle neighborhoods.

Interested in what's happening with waterfront properties? We are too! That's why we analyze waterfront sales each month and post results at **TheWaterfrontReport.com**.

Easily compare neighborhoods on **LiveOnGuides.com** with local info including maps, links and school data.

You can search for every property listed for sale—by any real estate company—on **WindermereMercerIsland.com**.



Information and statistics derived from Northwest Multiple Listing Service.  
©2011-2018 Windermere Real Estate/Mercer Island

How have these latest market trends affected your home's value?  
Stay in the know—contact me any time for a complimentary home value analysis.

THE POWER OF POSSIBILITY

DANIEL MARINELLO REAL ESTATE

Luxury Vision and Expertise

Direct: 206.232.3773 Mobile: 206.769.2556 Office: 206.232.0446

DanielMarinello@windermere.com DanielMarinello.com

